


Residential LPG/PNG/CNG Gas Leak Detector with Cloud Connectivity

(Family-Gas)

Product Description:

- TrueSafe residential Wi-Fi gas leak detector is suitable for smart home, bungalows.
- India's first IoT (Internet of Things) based Gas leak detector.
- It detects LPG/PNG gas leakage & warns before the gas density in air reaches to unwanted levels.
- Four levels, 2.5%, 5%, 7.5% & 10% of LEL are provided.



Application:

- Residential kitchens
- Bungalows

USPs:

- Make in India product.
- Gas + heat detection
- CE certified
- Unique patent design
- Auto resettable
- LEL bar-graph

Product Features:

- LPG detector detects when LPG concentration exceeds about 10% of LEL
- TrueSafe detector has unique patented enclosure design
- Cloud connectivity through Wi-Fi (internet connection)
- Microprocessor based design for accurate & quick detection
- Notification on the Android or iPhone APP



TSGC230



Residential LPG/PNG/CNG Gas Leak Detector with Cloud Connectivity

(Family-Gas)

Technical Specifications:

General specifications	
Detection method	Natural diffusion
Gases detected	LPG/PNG/CNG
Sensor type	Semiconductor
Sensor life span	2-3 years
Display	Analog/ LEL display
Response time	Less than 2 second
Warm-up period	When TrueSafe is powered ON, it enters in the warm-up period for approximately one minute. Gas leak and heat LED flashes rapidly and simultaneously during warm-up period
Electrical specifications	
Power supply	230 V, AC 50 Hz
Power consumption	0.6 W (at +10 V) to 2 W (at +32 V)
Detection distance	3-4 Meter in radius
Environmental specifications	
Operating temperature	-10 ⁰ to +55 ⁰ C
Storage temperature	-10 ⁰ to +60 ⁰ C
Humidity	0 to 95% Rh
Mechanical specifications	
Protection class	ABS
Cabinet material	Polycarbonate
Cable entry	Not required
Dimensions	111 x 90 x 40 mm (H x W x D)
Mounting	Wall mounting/ Stand mounting
Weight	Approx. 250 g
LED indications and output signal	
LED Indications	<ul style="list-style-type: none">• Bar graph indication for Premium Model 10% LEL: Red LED 7.5% LEL: Yellow LED 5% LEL: Yellow LED 2.5% LEL: Yellow LED• Wi-Fi Detection: Blue LED
Output	PFC relay contact NO/NC, & valve output, RS-485(optional)
Accessories with unit	
	<ul style="list-style-type: none">• TSGC230 with Cloud Connectivity with power cord• Mounting screws and plug• User manual



Vignaharta Technologies Pvt. Ltd.
(formally known as Realty Automation and Security Systems Pvt. Ltd)
www.vigh www.Vignaharta.in

Vignaharta™

Automation | Safety | Security | Surveillance

TSGC230



Residential LPG/PNG/CNG Gas Leak Detector with Cloud Connectivity

(Family-Gas)

Certifications

CE certifications

Warranty

12 Months against manufacturing defects only.

Models and variants

TS230HLB,
TS230HLRB,
TS230HLBV,
TS230HLRBV

Abbreviations

TSGC230	TSGC-TrueSafe gas cloud, 230-Operates on 230V AC
---------	---

Installation Procedure:

Fig1: For LPG detection

Note: LPG is heavier than air. It has tendency to settle down. Hence, when you are using LPG cylinder, TrueSafe must be installed at 30cm height from the floor.

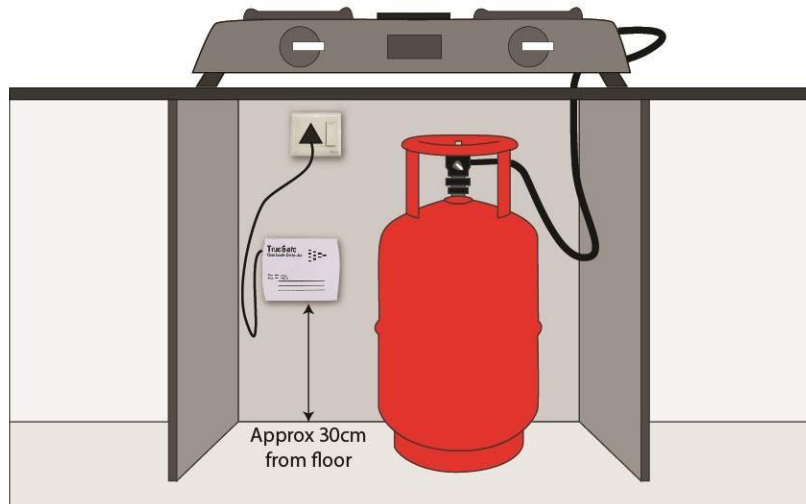


Fig 1

Fig 2: For CNG/PNG detection



Vighnaharta Technologies Pvt. Ltd.
(formally known as Realty Automation and Security Systems Pvt. Ltd)
www.vigh www.Vighnaharta.in

Automation | Safety | Security | Surveillance

Residential LPG/PNG/CNG Gas Leak Detector with Cloud Connectivity

(Family-Gas)

Note: Natural gas (LNG/PNG/CNG) is lighter than air. Hence when you are using it, TrueSafe must be installed 30cm below the ceiling

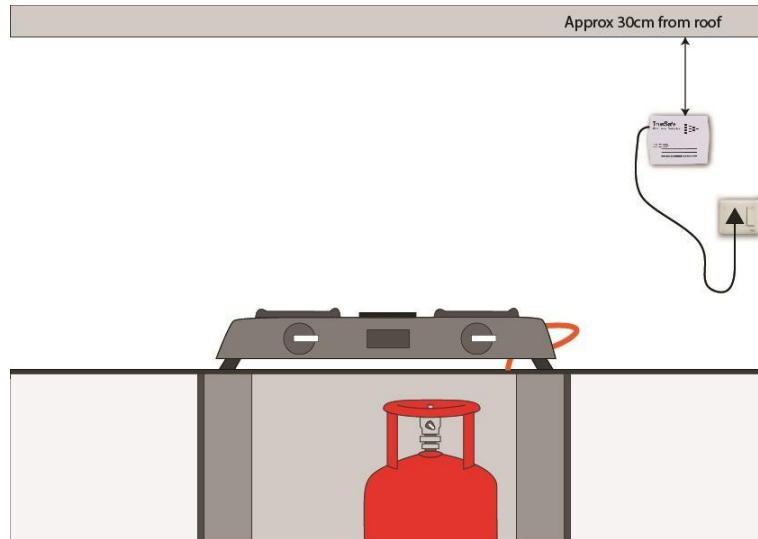


Fig 2

1. It can be mounted on the front door of kitchen cabinet of the LPG Cylinder. This will enable detection of gas leak from the cylinder as well as the gas stove.

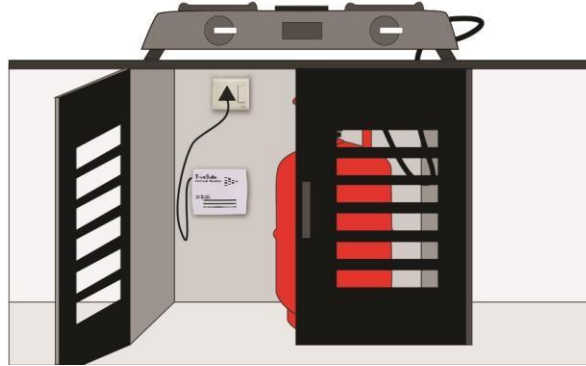


2. If it is mounted behind gas cylinder, the cabinet for the gas must have grills to detect gas leak

Residential LPG/PNG/CNG Gas Leak Detector with Cloud Connectivity

(Family-Gas)

from the gas stove also. Please refer the following diagram



4. Locations to be avoided for installing TrueSafe

- Very near to exhaust fan
- By the side of a door or window
- In an enclosed space: Many times, LPG detector is mounted on the wall, behind the LPG cylinder, under the kitchen platform with the door without grill. This creates confined space around the detector and cylinder, regulator and tube connecting it. In such case, detector will effectively detect LPG leaks happening only in this confined space. If there is LPG leak from the gas stove because of either faulty connection to the tube or by leaving gas burner ON accidentally without flame, LPG may not reach the confined area near the cylinder where LPG detector is installed and LPG detector may not detect such leaks as gas molecules do not reach the sensor. To avoid this, install as per Fig-1 or Fig-2 above.
- Directly above the gas stove
- Places where water can splash on the unit

Datasheet version with date(V.2 Oct2020)

